



Blocos de distribuição modulares

Modular distribution terminal blocks

BDA
Linha / Type

- Modelos para correntes até 250A. Tensão máxima 690V
- Desenho compacto e modular
- Possui tampa articulada removível, o que permite fácil montagem e verificação da conexão.
- Proteção IP20
- Montagem em trilho DIN
- De acordo com IEC60947-7-1



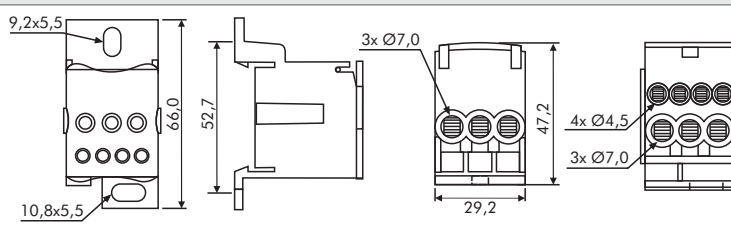



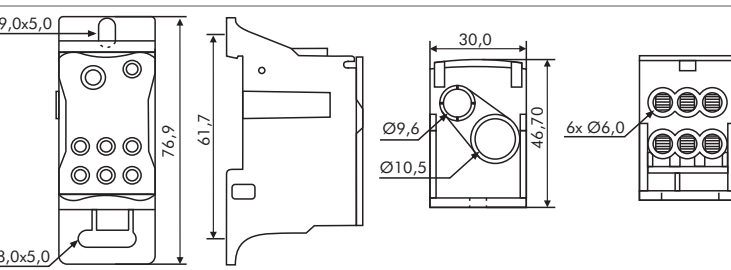




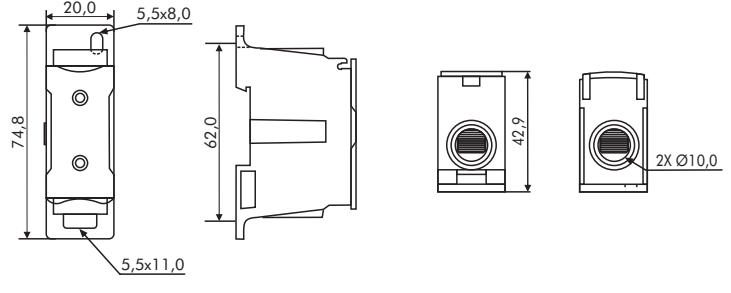
- Models for currents up to 250A. Maximum voltage 690V
- Compact and modular design
- Has removable hinged cover allowing easy assembly and connection check.
- IP20 protection
- DIN rail mounting
- According to IEC60947-7-1



Características / Features

Especificações / Specifications

| Modelos / Models | BDA80 | BDA125 / BDA125-1 | BDA160 | BDA250 / BDA250-1 |
|---|-----------------------|-------------------|--------|-------------------|
| Corrente nominal / Rated current | 85A | 150A | 200A | 255A |
| Corrente de pico curto circuito / Short-circuit peak current (I _{pk}) | 22kA | 30kA | 30kA | 51kA |
| Corrente curto circuito < 1s / Short-circuit peak current < 1s (I _{cw}) | 3kA | 4,2kA | 11,8kA | 24,5kA |
| Tensão nominal / Rated voltage | 600V (UL) / 690 (IEC) | | | |
| Rigidez dielétrica / Dielectric strength | 1000V | | | |
| Flamabilidade / Flammability | UL94-V0 | | | |


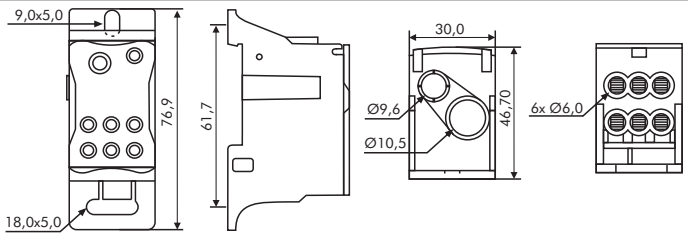

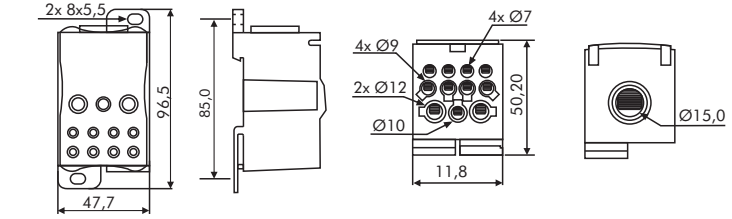

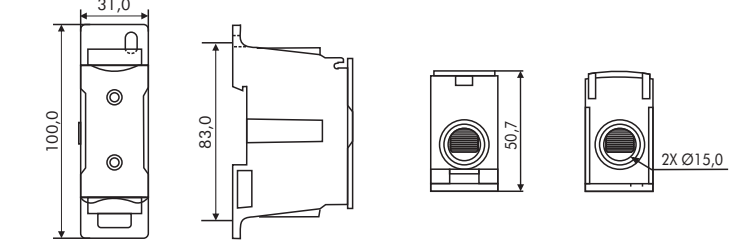
| Modelos Models | Conexões Connections | Cabo aplicável Applicable cable | | Torque Nm | Dimensões / Dimensions (mm) | | | | |
|---|---|------------------------------------|------------|--------------|--|--|--|--|--|
| | | mm ² | AWG | | | | | | |
|  BDA80 | 7 terminais / terminals | | | | | | | | |
| |  1 | 6 a/to 16 | 16 a/to 4 | 3,5 |  | | | | |
| |  4 | 2,5 a/to 6 | 16 a/to 8 | 3,5 | | | | | |
|  2 | 2,5 a/to 16 | 16 a/to 4 | 3,5 | | | | | | |
|  BDA125 | 8 terminais / terminals | | | |  | | | | |
| |  1 | 10 a/to 35 | 8 a/to 1/0 | 8,5 | | | | | |
| |  1 | 6 a/to 16 | 14 a/to 4 | 3,5 | | | | | |
| |  6 | 2,5 a/to 16 | 14 a/to 4 | 3,5 | | | | | |
|  BDA125-1 | 2 terminais / terminals | | | |  | | | | |
| | | 10 a/to 35 | 8 a/to 1/0 | 8,5 | | | | | |




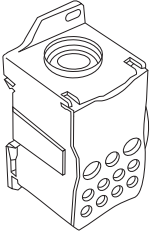
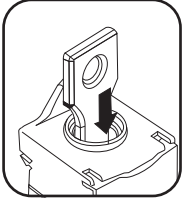
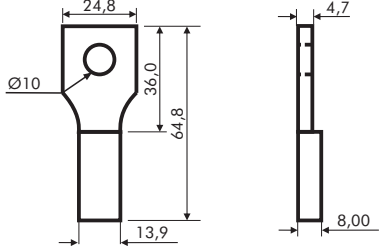
Blocos de distribuição modular

Modular distribution terminal blocks

BDA
Linha / Type

| Modelos / Models | Conexões / Connections | Cabo aplicável / Applicable cable | | Torque / Nm | Dimensões / Dimensions (mm) | | | |
|---|--------------------------|-----------------------------------|-----------------|-------------|---|--|--|--|
| | | mm ² | AWG | | | | | |
| BDA160  | 8 terminais / terminals | | | |  | | | |
| | 1 | 10 a/to 70 | 8 a/to 3/0 | 8,5 | | | | |
| | 1 | 6 a/to 16 | 14 a/to 4 | 3,5 | | | | |
| | 6 | 2,5 a/to 16 | 14 a/to 4 | 3,5 | | | | |
| BDA250  | 12 terminais / terminals | | | |  | | | |
| | 1 | 35 a/to 120 | 6 a/to 250Kcmil | 19 | | | | |
| | 2 | 6 a/to 35 | 14 a/to 1 | 4,4 | | | | |
| | 5 | 2,5 a/to 16 | 14 a/to 4 | 2,7 | | | | |
| | 4 | 2,5 a/to 10 | 14 a/to 6 | 2,7 | | | | |
| BDA250-1  | 2 terminais / terminals | 35 a/to 120 | 6 a/to 250Kcmil | 19 |  | | | |

Acessórios / Accessories

| Modelo / Model | Para conexão com barra de cobre / For busbar connection | Dimensões / Dimensions (mm) |
|--|---|---|
| BDA250-T  | Uso com / Use with BDA250 / BDA250-1   |  |